

1_Dorrs Pond Trail (north side)

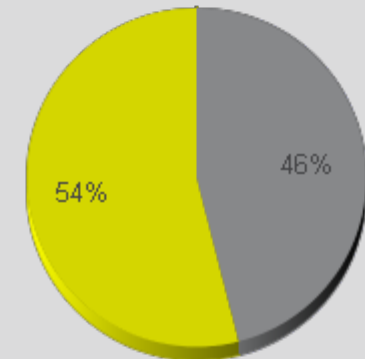
Period Analyzed: Saturday, May 20, 2017 to Thursday, June 01, 2017



Key Figures

- Total Traffic for the Period Analyzed: 11,068
- Daily Average: 851
Weekdays: 636 / Weekend days: 1,335
- Busiest Day of the Week: Saturday
- Busiest Days of the Period Analyzed:
 1. Sunday, May 21, 2017 (1,397)
 2. Saturday, May 20, 2017 (1,384)
 3. Saturday, May 27, 2017 (1,337)
- Distribution by Direction:

- EASTBOUND: 54%
- WESTBOUND: 46%



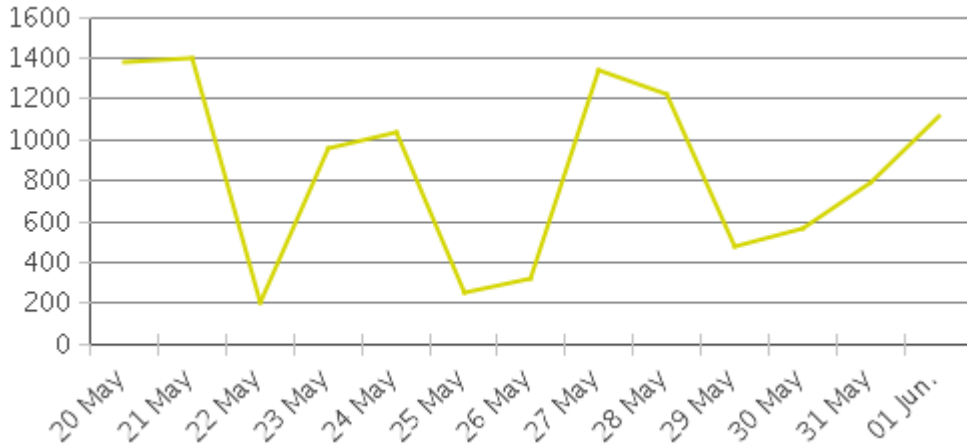


1_Dorrs Pond Trail (north side)

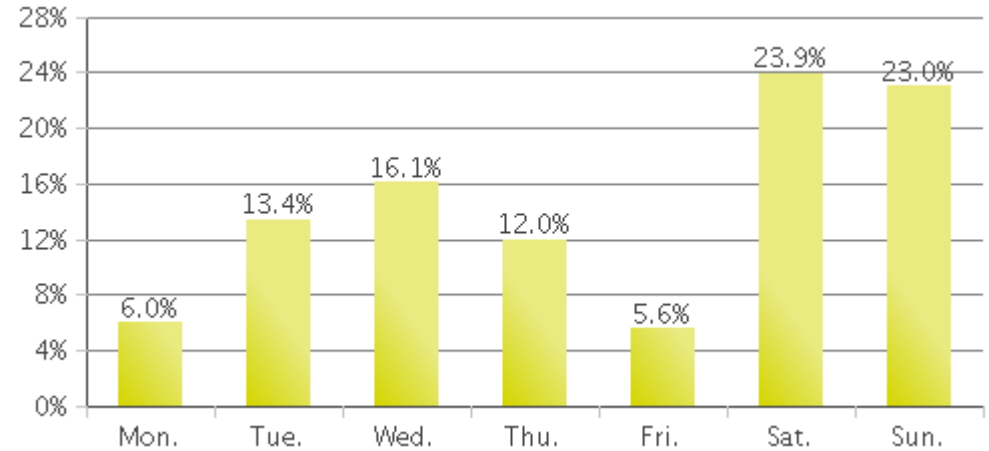
Period Analyzed: Saturday, May 20, 2017 to Thursday, June 01, 2017



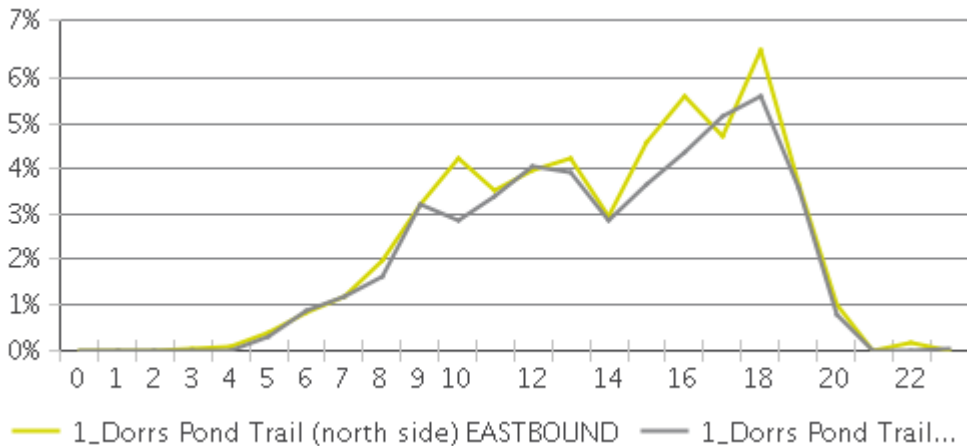
Daily Data



Weekly Profile



Hourly Profile during Weekdays



Hourly Profile during the Weekend

