

Board of Directors

James Putnam, Chair

David Alukonis

Kate Hanna

John Herney

Eric Herr

Donnalee Lozeau

Dianne Mercier

Catherine A. Provencher

Todd I. Selig

Michael Whitney

Daniel Wolf

Martin L. Gross, *Chair
Emeritus*

Directors Emeritus

William H. Dunlap

Sheila T. Francoeur

Donna Sytek

Brian F. Walsh

Growing A Sustainable Tech Ecosystem

December 12, 2016

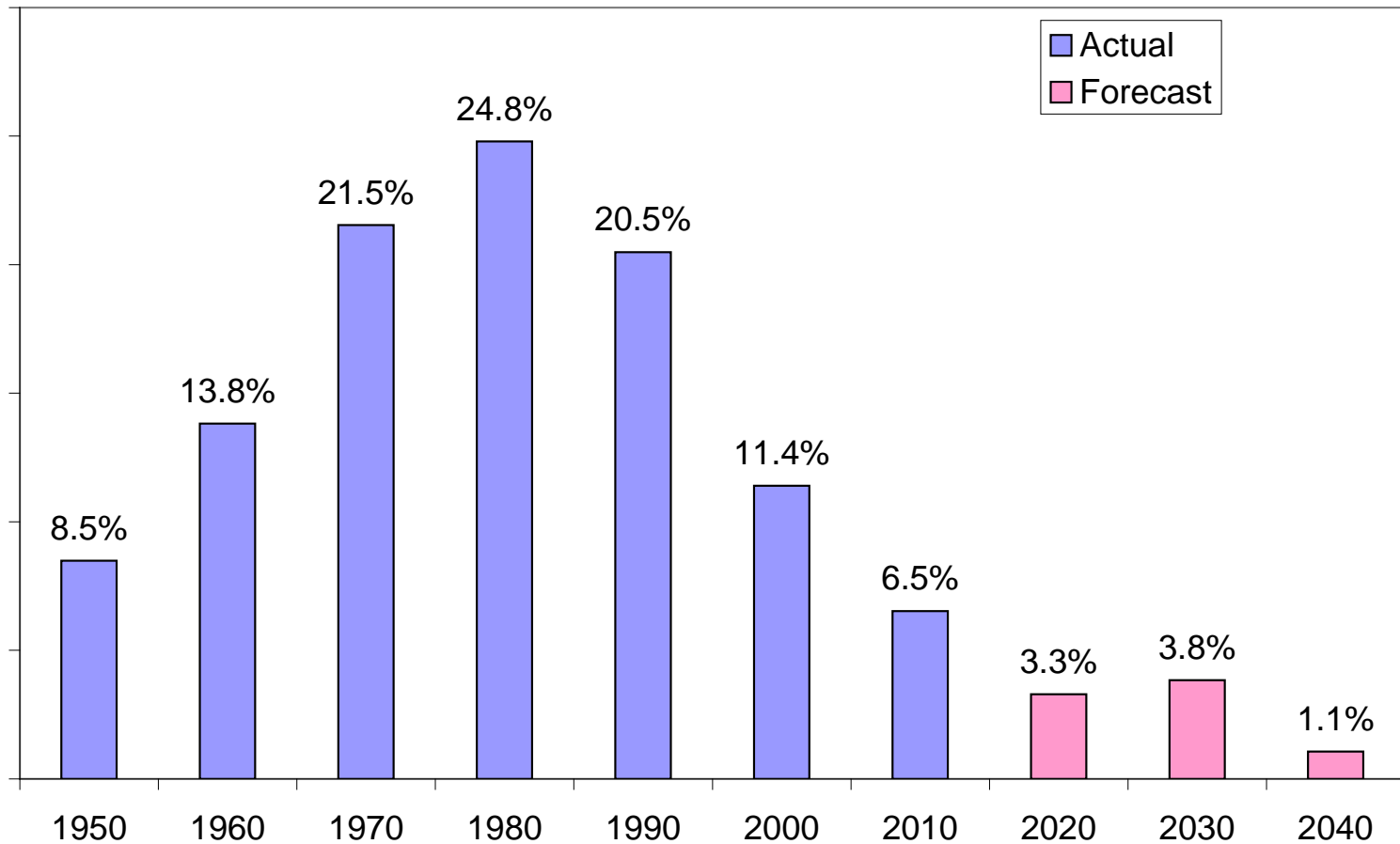
"... to raise new ideas and improve policy debates through quality information and analysis on issues shaping New Hampshire's future."



Tailwinds to Headwinds to ...

Projections: Limited Growth

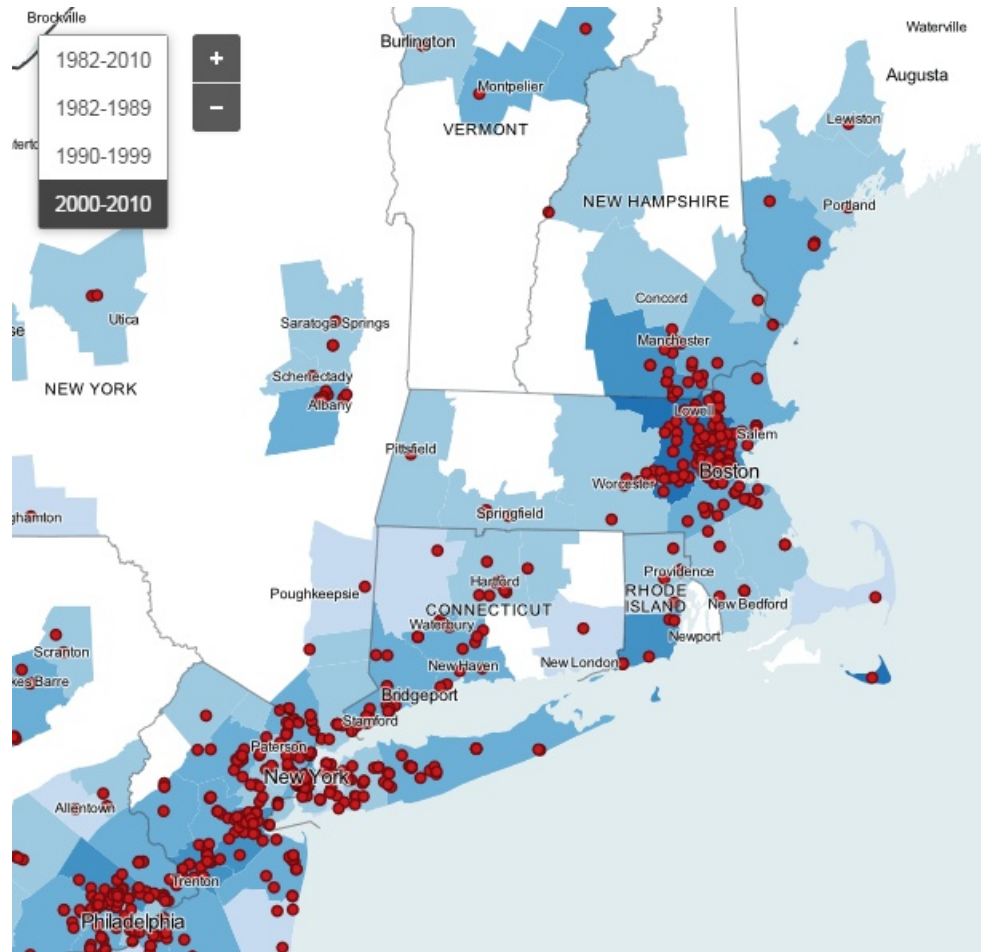
Ten Year Percent Change in New Hampshire Population by Decade End



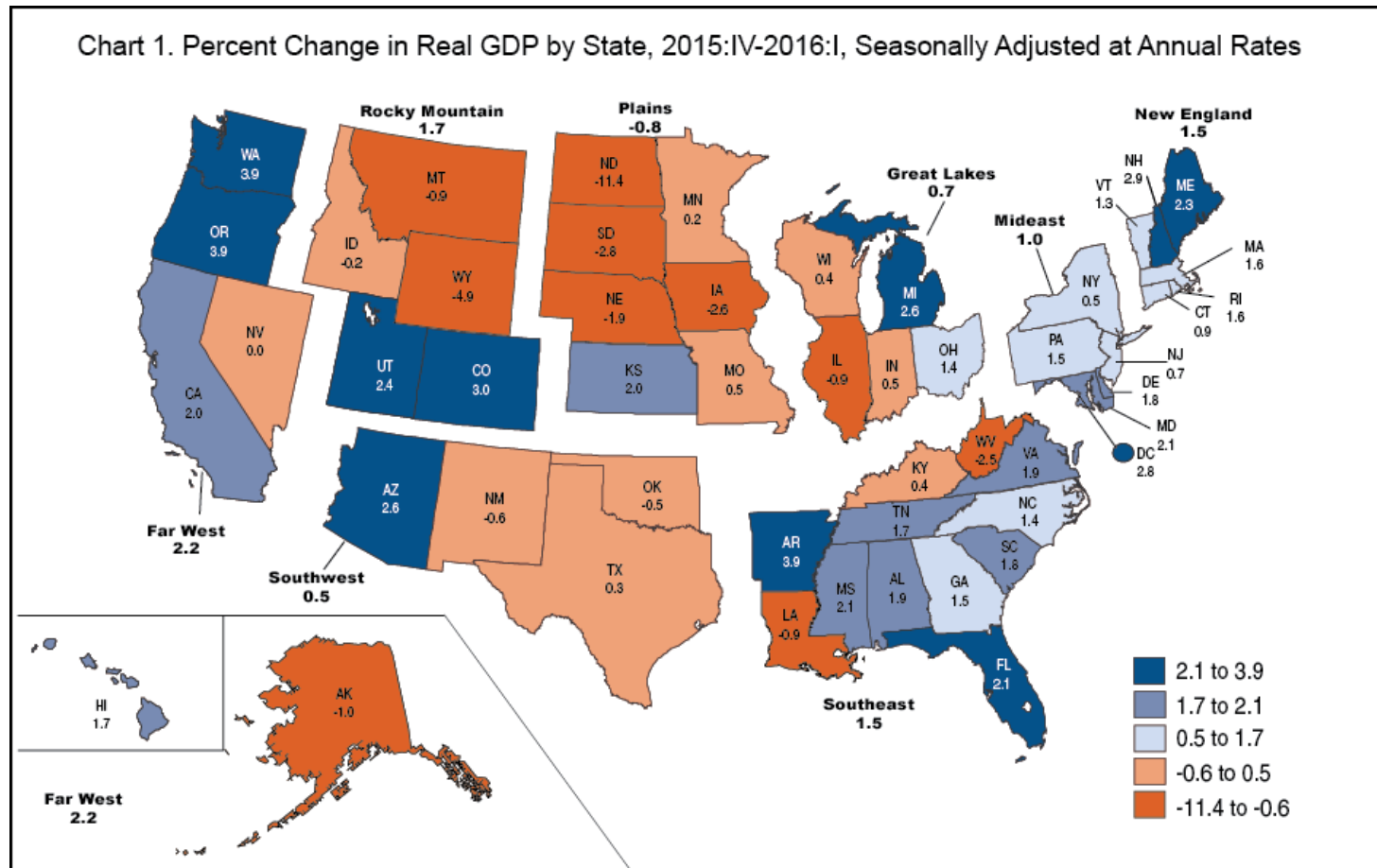
Workforce Declines Geography and Age

Change in Population 2010 - 2030				
County	45-54	30-44	20s	65+
Belknap	-2,102	162	-669	9,821
Carroll	-2,559	-333	-639	11,058
Cheshire	-3,785	2,314	1,268	8,866
Coos	-2,031	-1,159	-848	4,392
Grafton	-3,642	-2,609	-49	14,587
Hillsborough	-17,931	5,599	-2,666	53,727
Merrimack	-6,425	741	-1,441	23,741
Rockingham	-19,249	10,486	-1,026	48,064
Strafford	-4,503	1,682	2,179	15,062
Sullivan	-1,421	160	-380	7,078
Total	-63,648	17,043	-4,271	196,396

For its size, the Nashua-Manchester Corridor is in the top 10 with fastest growing companies

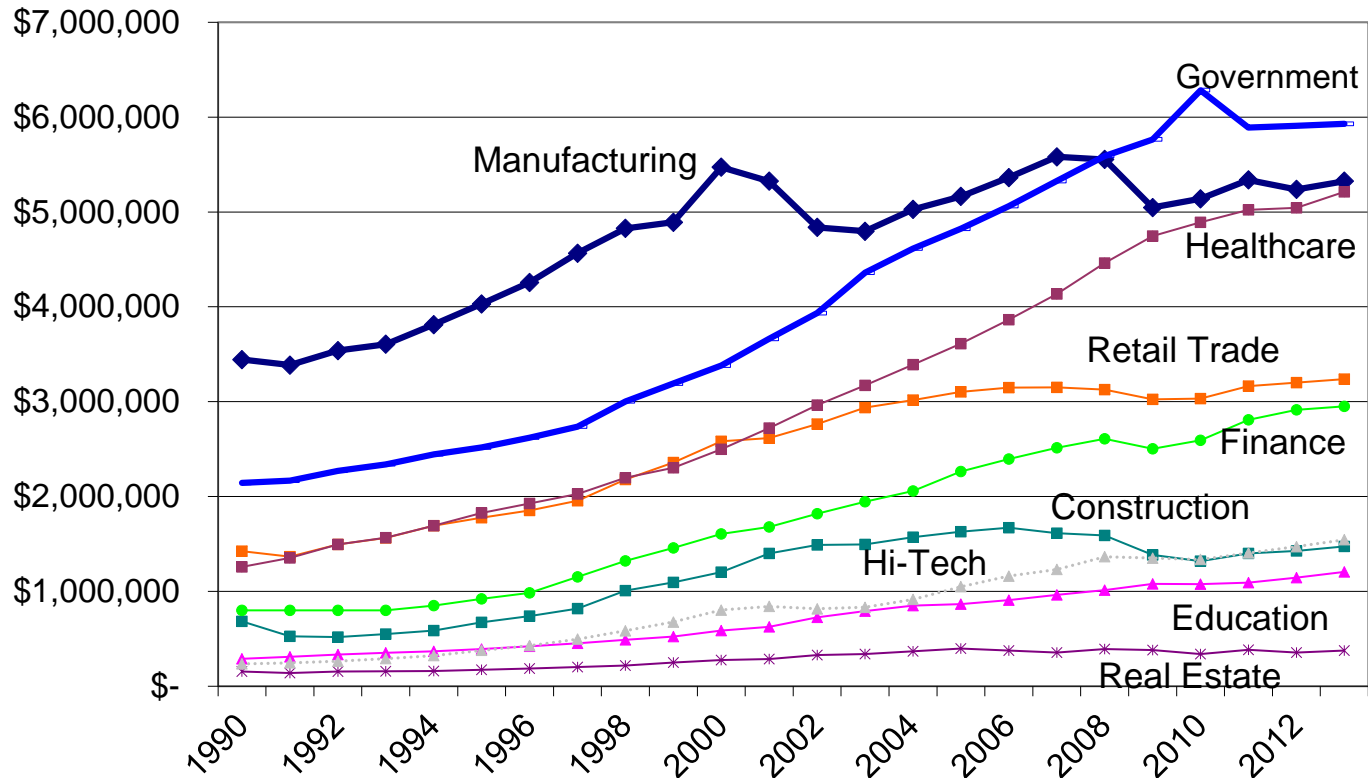


NH – 5th Fastest Growing Economy



At the Macro Level?

New Hampshire Total Compensation Paid by Selected Industries
(Thousands of Dollars)



What is a High Tech Occupation?

High Tech Manufacturing

- Computer and electronic product manufacturing
- Electrical equipment and appliance manufacturing
- Other transportation equipment manufacturing
- Miscellaneous manufacturing
- Chemical manufacturing

High Tech Information

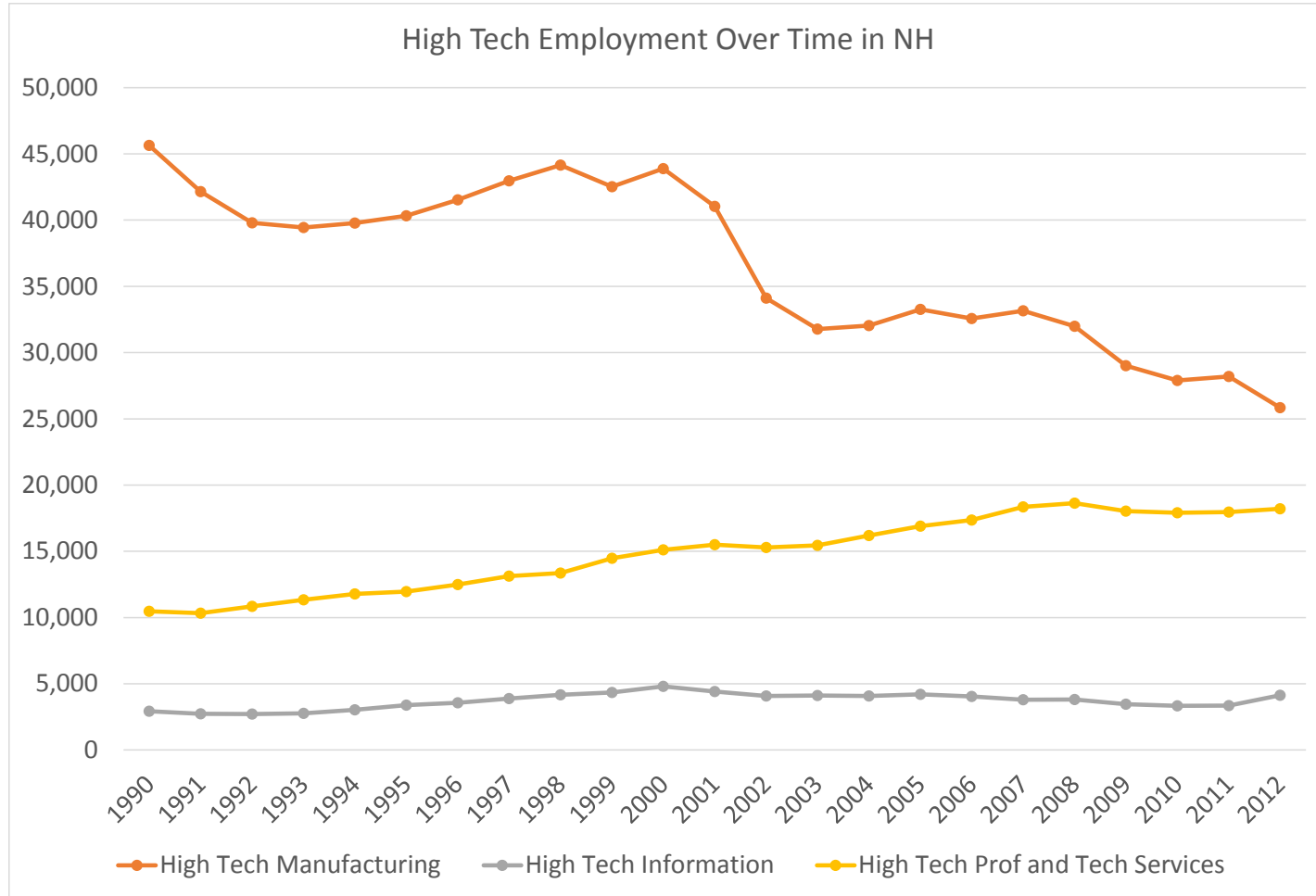
- Publishing Industries (Internet)
- ISPs, search portals, and data processing

High Tech Professional Services

- Professional, Scientific, and Technical Services

Employment in High Tech

New Hampshire Center
for Public Policy Studies



The New Hampshire Advantage

- Natural and Cultural Resources (#4)
- Business Growth and Retention (#7)
- Education/Workforce (#14)
- Fiscal (# 17)
- Regulatory (#22)
- Infrastructure (#27)
- Workforce Housing (#31)
- Health Care (#37)

#11 on
average

Want to learn more?

- Online: nhpolicy.org
- Facebook: facebook.com/nhpolicy
- Twitter: [@nhpublicpolicy](https://twitter.com/nhpublicpolicy)
- Our blog: policyblognh.org
- (603) 226-2500

“...to raise new ideas and improve policy debates through quality information and analysis on issues shaping New Hampshire’s future.”