
The Collaborative MPO Approach to Performance Based Planning in NH

Presented by: Lynn Cherry
Regional Planning & Communications Assistant
Strafford Regional Planning Commission



FED

Vol. 81
No. 23



FED

Vol. 81
No. 23



FED

Vol. 81
No. 23



AL REGISTER

Thursday,
February 4, 2016

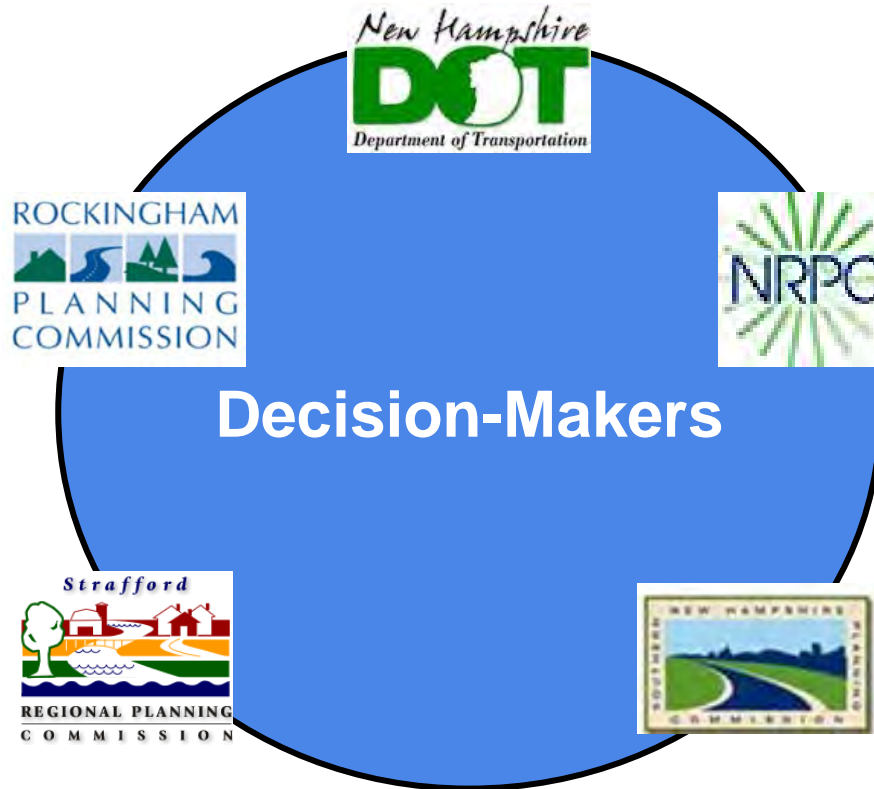
AL REGISTER

Thursday,
February 4, 2016

AL REGISTER

Thursday,
February 4, 2016

Our Workgroup...



Advisors



—

**What is the value for
you?**

**What is a performance
measure?**

Number of communities where demand response transit and volunteer rides are available and active at least 2 days per week




**Where do we
want to go?**

**How do we want
to get there?**

How did we do?

What will it take?



652

Total list of proposed supplemental measures resulting from Phase I stakeholder engagement and Workgroup feedback

Measure evaluation process

Is this measure feasible given current resources?

What is the data availability?

What is the granularity of data?

Can MPOs affect this measure?



24

Finalized list of supplemental measures resulting from Phase II

**22 Federal
Measures**

**9 Supplemental
Measures (not
mandated)**

Final 9 Supplemental Measures Performance Measures

ID	Supplemental Measures
24	Transportation-related GHG emissions per capita
39	Percent of Transit fleet powered by alternative fuels
128	Percent of major employers (individual businesses/institutions with 1000+ employees) that are not served by public transit
141	Percent of total population within 0.25 mile of transit stop and percent of low-income population within 0.25 miles of transit
227	Number of Communities served by Demand Response Transit or Volunteer Ridership Programs that are active at least two days per week
229	Number of rides provided for fixed route bus
285	Percent of non-NHS federal aid system and non-NHS non-federal aid system that is in good vs. poor condition
409	Red Listed Bridges (Total, State, Municipal)
415	Remaining Useful Life of Public Transit Fleet (Vehicle Life Remaining)

Outcomes & Next Steps

Major outcomes



Improved Workgroup relationships and by default, organizational relationships

Framework for performance based planning (evaluation process, methodology template, system performance report) that others can emulate

9 clear and relevant performance measures specific to our region

Project Timeline

Phase I: Qualitative Stakeholder & Context Assessment ✓

Phase II: Evaluation Criteria & Measure Selection ✓

Phase III: Review & Selection of Methods ✓

In progress



Phase IV: Calculation of Measures & Trend Analysis

Phase V: Trend Analysis (Con't), Targets & Strategy Development

Supplemental (Non-Mandated) Measures

Begin data collection where applicable & possible

Agree on “schedule update”

Develop & implement a long-term strategy

Monitor & evaluate where possible





Federal performance measures

Work with DOS, DOT, & MPOs to set safety targets

Begin coordination efforts with DOT for the System
Performance & Infrastructure performance measures

Write a System Performance Report and incorporate into
respective Metropolitan Transportation Plans (MTPs) by
May 27, 2018

How can you be involved?


Colloquium

Date: Wednesday, June 7, 2017

Time: 9:30am - 2:30pm

Location: NHMA Complex in Concord

Invitees: All stakeholders engaged





Help set regional targets





Reviewing & approving system performance report

Stay in-touch!

The Facebook logo, which is a solid blue rectangle with the word "facebook" written in white, lowercase, sans-serif font.

facebook



